

Quick Reference Guide

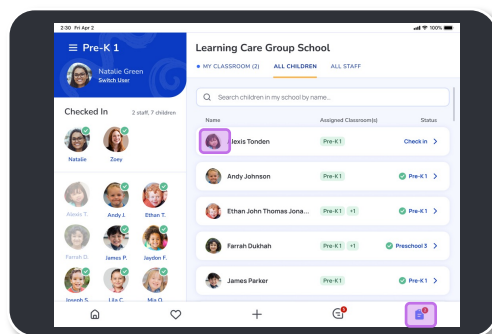
Audience: Teachers.

Purpose: Learn how to **access all updates for any child in the school** via a child's individual activity feed.

1

Click on the clipboard icon to get to the Check In Screen.

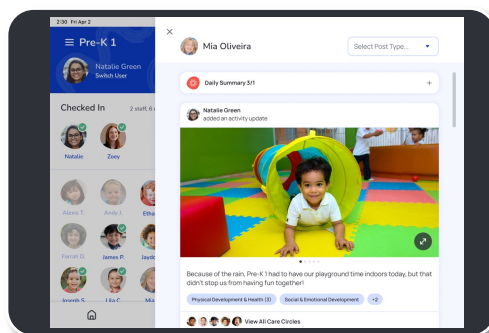
Then **tap on any child's profile photo** who you want to view.



2

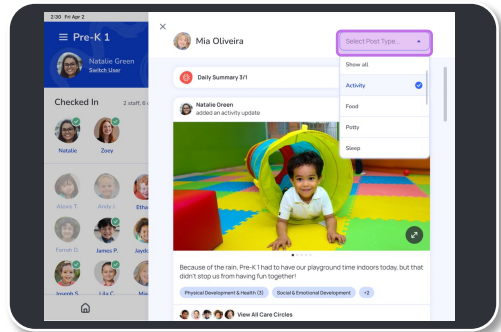
A drawer will slide from the right displaying **all updates posted for that child**, regardless of classroom.

Quick Note: Use this feature to see updates posted before a child was checked into your classroom.



3

Tap the **Select Post Type** dropdown menu to filter the feed by particular post type.



4

You can also view the child's **Daily Summary** from this screen by tapping the Daily Summary box.

